

Kerst knijpkaarten

De kinderen gaan in tweetallen aan de slag met de knijpkaarten.

Kind 1 heeft kaart A voor zich. Daarop staan vijf kleuren die ieder gekoppeld zijn aan een afbeelding. Kind 1 geeft kind 2 instructies. Bijvoorbeeld: “zet de gele wasknijper bij de beginklank van het woord bel”. Kind 2 voert deze instructies uit op zijn eigen kaart B. Als alle wasknijpers op hun plek staan, controleren ze samen de antwoorden door kaart A met kaart B te vergelijken.



bel



boom



kaars



krans



muts



rendier



snoep




sok




ster




Zoek de beginklank




b




k



m




r




s


Zoek de beginklank




r




s



b










m



k

Zoek de beginklank



b









k

m

r

s

Zoek de beginklank



m


s

b



k

r


Zoek de beginklank




m





k



s










b



r

Zoek de beginklank



b



s

m


r

k


Zoek de beginklank





r




m



b





s




k


Zoek de beginklank





s




k



r



m



b