

Anker herfst cijfermuur

1 2 3

1 2 3



Anker herfst cijfermuur

1 2 3



1 2 3



Anker herfst cijfermuur

1 2 3

1 2 3 4

1 2 3

1 2 3 4 5


Anker herfst cijfermuur

1 2 3



This panel contains a grid for a dot-marker activity. The top row has five leaves, each with a different number of dots: 1, 2, 3, 4, and 5. The bottom row has one leaf with 1 dot, followed by four empty leaf outlines for marking.


1 2 3



This panel contains a grid for a dot-marker activity. The top row has five leaves, each with a different number of dots: 1, 2, 3, 4, and 5. The bottom row has two leaves with 1 and 2 dots, followed by three empty leaf outlines for marking.


Anker herfst cijfermuur

1 2 3





This activity is contained within a rectangular frame. In the top-left corner, the numbers '1 2 3' are printed. The top row consists of five autumn leaves, each with a dark brown upper half and a lighter brown lower half. The bottom row contains three such leaves, followed by two empty white rectangular boxes for pasting more leaves.

1 2 3



This activity is contained within a rectangular frame. In the top-left corner, the numbers '1 2 3' are printed. The top row consists of five autumn leaves, each with a dark brown upper half and a lighter brown lower half. The bottom row contains four such leaves, followed by one empty white rectangular box for pasting more leaves.

Anker herfst cijfermuur



Anker herfst cijfermuur

